

**CITIZENS' GUIDE TO LOCAL UNIT FINANCES - Hillsdale County - Hillsdale**

	<u>2011</u>	<u>2012</u>	<u>2013</u>	<u>2014</u>	<u>2015</u>	<u>Per capita information</u>	
						<u>2014</u>	<u>2015</u>
<b>Statement Of Revenue &amp; Expense</b>							
<b>All governmental funds</b>							
<b>Revenues</b>							
Taxes	8,604,016	8,173,288	8,348,353	8,353,038	8,404,813	182	183
Licenses & Permits	88,992	79,902	88,204	78,830	68,345	2	1
Federal Government	991,011	460,034	477,760	422,130	409,688	9	9
State Government	2,073,513	1,771,520	1,576,478	1,809,694	1,917,177	39	42
Local Contributions	163,230	684,077	-	408,543	402,808	9	9
Charges for Services	989,902	1,921,499	1,880,911	1,616,688	1,990,493	35	43
Fines & Forfeitures	303,785	269,408	296,392	274,005	446,785	6	10
Interest & Rents	335,600	296,493	490,156	1,052,278	1,727,424	23	38
Other Revenues	3,572,081	5,877,106	3,562,881	3,257,454	4,743,260	71	103
<b>Total Revenues</b>	<b>17,122,130</b>	<b>19,533,327</b>	<b>16,721,135</b>	<b>17,272,660</b>	<b>20,110,793</b>	<b>377</b>	<b>438</b>
<b>Expenditures</b>							
General Government	4,009,872	4,381,517	4,415,684	4,631,314	4,512,624	101	98
Police & Fire	4,012,125	3,862,325	3,833,152	3,994,196	4,042,490	87	88
Other Public Safety	987,651	316,947	312,768	111,357	119,099	2	3
Roads	-	-	-	-	-	-	-
Other Public Works	22,100	20,652	22,827	23,838	24,118	1	1
Health & Welfare	4,015,581	3,996,093	3,598,376	3,528,414	3,963,265	77	86
Community/Econ. Development	-	-	1,968,437	-	-	-	-
Recreation & Culture	52,007	61,908	2,488,179	69,117	59,291	2	1
Capital Outlay	219,729	663,271	-	457,625	769,126	10	17
Debt Service	974,789	2,126,901	-	1,509,597	2,370,057	33	52
Other Expenditures	3,158,571	3,685,922	-	3,466,556	3,004,959	76	65
<b>Total Expenditures</b>	<b>17,452,425</b>	<b>19,115,536</b>	<b>16,639,423</b>	<b>17,792,014</b>	<b>18,865,029</b>	<b>388</b>	<b>411</b>
<b>Surplus (Shortfall)</b>	<b>(330,295)</b>	<b>417,791</b>	<b>81,712</b>	<b>(519,354)</b>	<b>1,245,764</b>	<b>(11)</b>	<b>27</b>

**CITIZENS' GUIDE TO LOCAL UNIT FINANCES - Hillsdale County - Hillsdale**

	<u>2011</u>	<u>2012</u>	<u>2013</u>	<u>2014</u>	<u>2015</u>	<u>Per capita information</u>	
						<u>2014</u>	<u>2015</u>
<b>Financial Position</b>							
<b>All governmental funds</b>							
Nonspendable	3,468	438,926	318,234	302,349	354,773	7	8
Restricted	1,672,410	2,072,717	1,766,218	1,563,908	2,571,787	34	56
Committed	-	-	-	-	-	-	-
Assigned	462,115	325,295	-	141,892	170,382	3	4
Unassigned	776,112	494,958	-	943,722	1,100,691	21	24
<b>Total Fund Balance</b>	<b>2,914,105</b>	<b>3,331,896</b>	<b>2,084,452</b>	<b>2,951,871</b>	<b>4,197,633</b>	<b>64</b>	<b>91</b>
<b>Liabilities not counted on a modified-accrual basis</b>							
<b>Pensions</b>							
<i>Date of actuarial valuation:</i>	12/31/2010	12/31/2011	12/31/2012	12/31/2013	12/31/2014		
Assets	8,952,430	9,280,856	9,984,756	10,487,565	10,817,021		
Actuarial Liability	13,386,256	14,551,853	15,091,021	16,013,226	16,466,742		
Unfunded (Overfunded)	4,433,826	5,270,997	5,106,265	5,525,661	5,649,721	121	123
Percent funded	67%	64%	66%	65%	66%		
<b>OPEB</b>							
<i>Date of actuarial valuation:</i>	12/31/2010	12/31/2011	12/31/2012	12/31/2014	12/31/2015		
Assets	-	-	-	-	-		
Actuarial Liability	13,024,090	11,563,055	7,401,783	3,037,187	676,764		
Unfunded	13,024,090	11,563,055	7,401,783	3,037,187	676,764	66	15
Percent funded	0%	0%	0%	0%	0%		
<b>Sum of All Pension &amp; OPEB Plans</b>							
Assets	8,952,430	9,280,856	9,984,756	10,487,565	10,817,021		
Actuarial Liability	26,410,346	26,114,908	22,492,804	19,050,413	17,143,506		
Unfunded	17,457,916	16,834,052	12,508,048	8,562,848	6,326,485	187	138
Percent funded	34%	36%	44%	55%	63%		

**CITIZENS' GUIDE TO LOCAL UNIT FINANCES - Hillsdale County - Hillsdale**

	<u>2011</u>	<u>2012</u>	<u>2013</u>	<u>2014</u>	<u>2015</u>	<u>Per capita information</u>	
						<u>2014</u>	<u>2015</u>
<b>Debt:</b>							
Bonds & Contracts Payable	16,930,000	15,014,000	13,655,000	12,401,588	12,588,726		
Capital Leases	171,965	172,781	96,175	53,651	53,839		
Other Contractual Debt	674,920	1,184,366	1,014,545	1,185,444	924,547		
Structured Debt	17,776,885	16,371,147	14,765,720	13,640,683	13,567,112	298	295
Employee Compensated Absences	749,535	781,703	869,398	841,083	880,576	18	19
Landfill Closure & Postclosure Care	-	-	-	-	-	-	-
Uninsured Losses	-	-	-	-	-	-	-
Other Claims & Contingencies	3,035,942	55,285	107,096	51,097	69,840	1	2
<b>Total Long Term Debt (Excl. Pension &amp; RHC)</b>	<b>21,562,362</b>	<b>17,208,135</b>	<b>15,742,214</b>	<b>14,532,863</b>	<b>14,517,528</b>	<b>317</b>	<b>316</b>
<hr/>							
<b><u>Population information</u></b>	46,514	50,508	50,363	45,830	45,941		

**Contact information**

Contact Name:

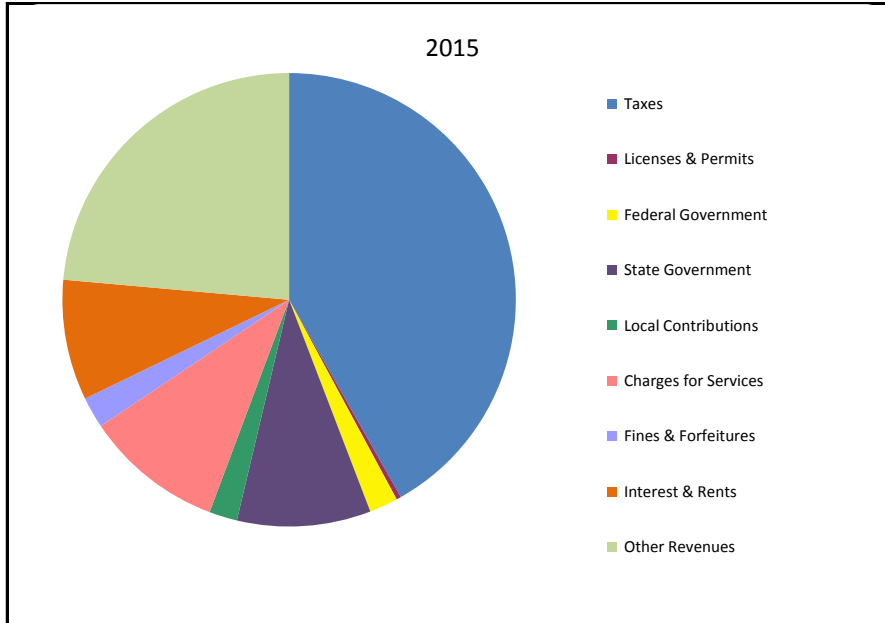
Derek Ringman
---------------

Contact Phone Number:

(517) 437-7758 X159
---------------------

**CITIZENS' GUIDE TO LOCAL UNIT FINANCES - Hillsdale County - Hillsdale**

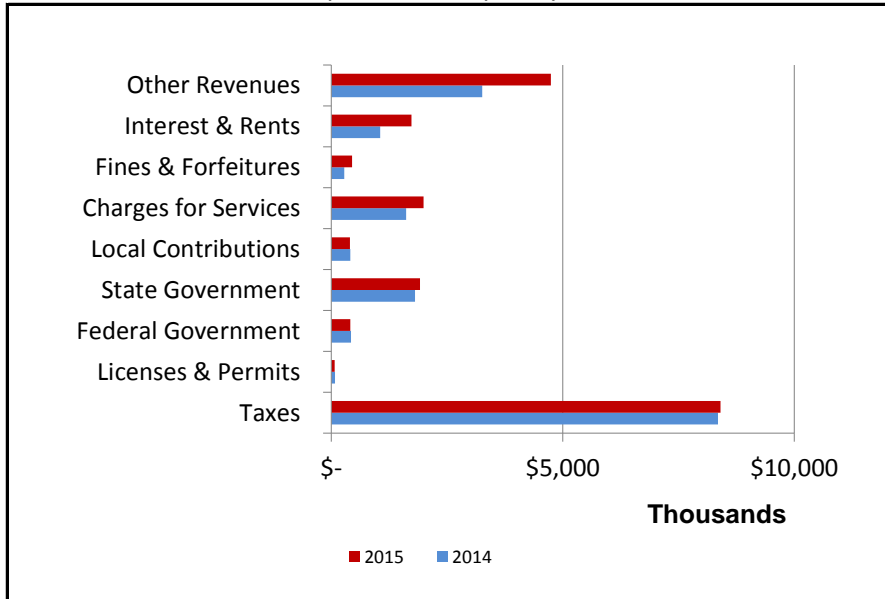
**1. Where our money comes from (all governmental funds)**



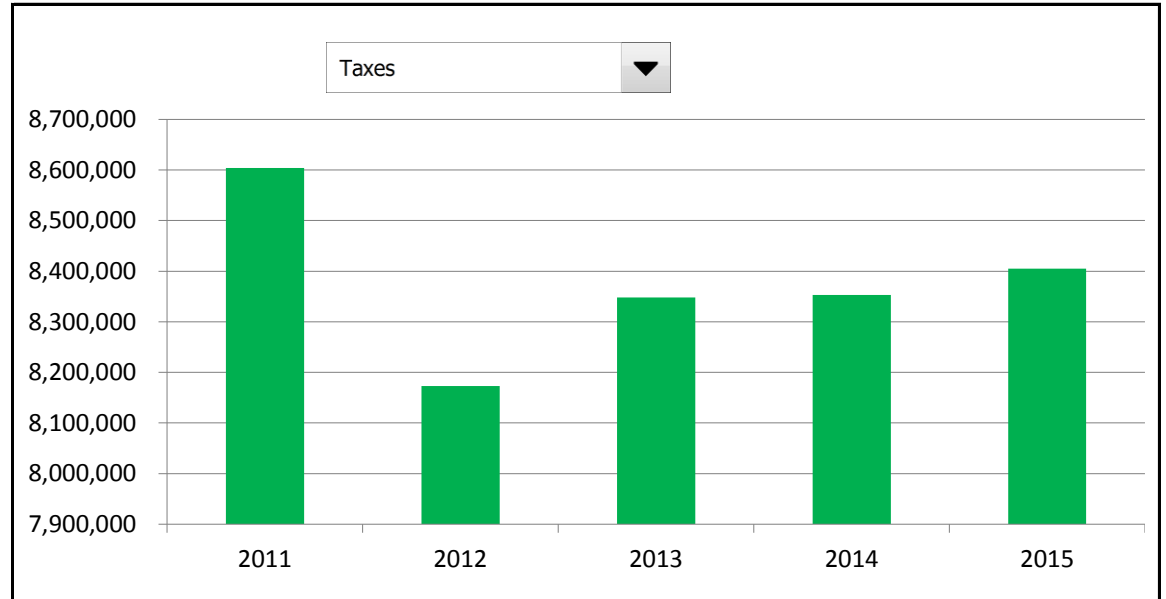
**2. Compared to the prior year**

	2014	2015	Change
Taxes	\$ 8,353,038	\$ 8,404,813	0.62%
Licenses & Permits	\$ 78,830	\$ 68,345	-13.30%
Federal Government	\$ 422,130	\$ 409,688	-2.95%
State Government	\$ 1,809,694	\$ 1,917,177	5.94%
Local Contributions	\$ 408,543	\$ 402,808	-1.40%
Charges for Services	\$ 1,616,688	\$ 1,990,493	23.12%
Fines & Forfeitures	\$ 274,005	\$ 446,785	63.06%
Interest & Rents	\$ 1,052,278	\$ 1,727,424	64.16%
Other Revenues	\$ 3,257,454	\$ 4,743,260	45.61%
<b>Total Revenues</b>	<b>\$ 17,272,660</b>	<b>\$ 20,110,793</b>	<b>16.43%</b>

**3. Revenue sources - compared to the prior year**



**4. Historical trends of individual sources**

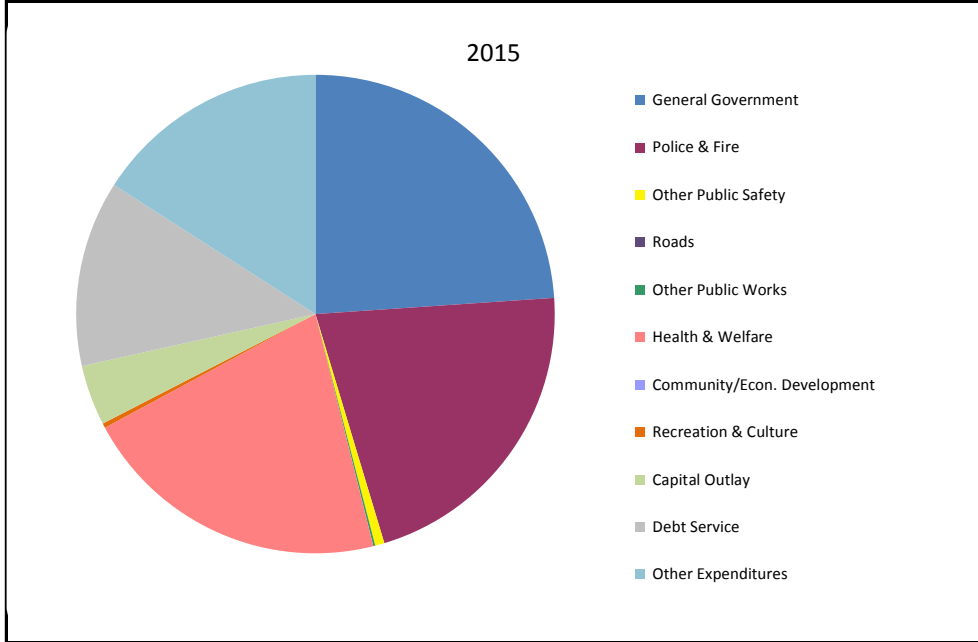


**Commentary:**

For more information on our unit's finances, contact Derek Ringman at (517) 437-7758 X159.

**CITIZENS' GUIDE TO LOCAL UNIT FINANCES - Hillsdale County - Hillsdale**

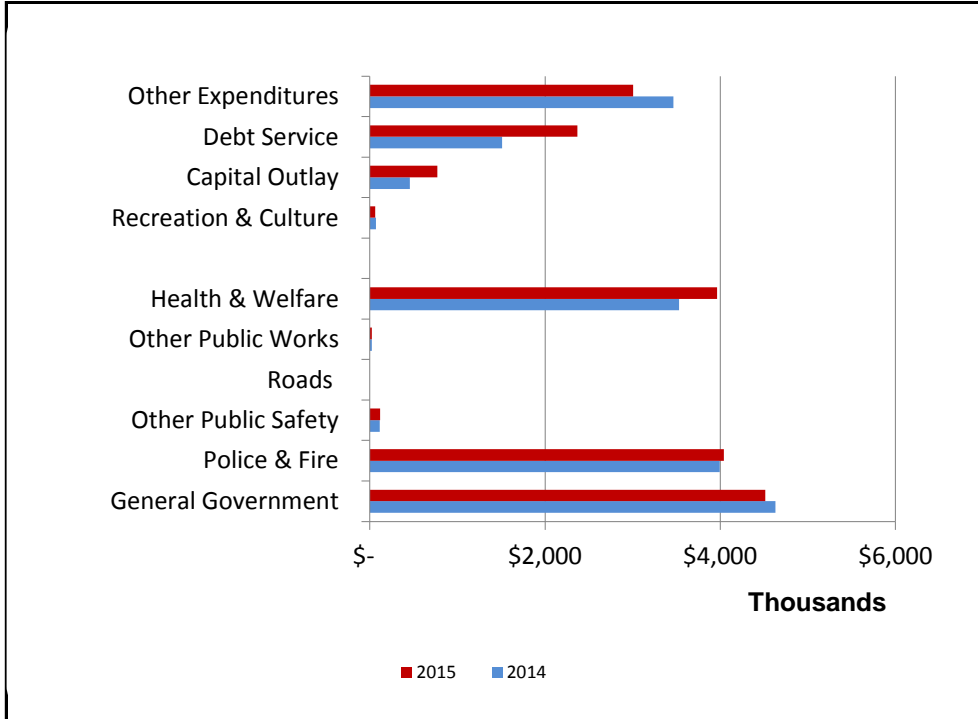
**1. Where we spend our money (all governmental funds)**



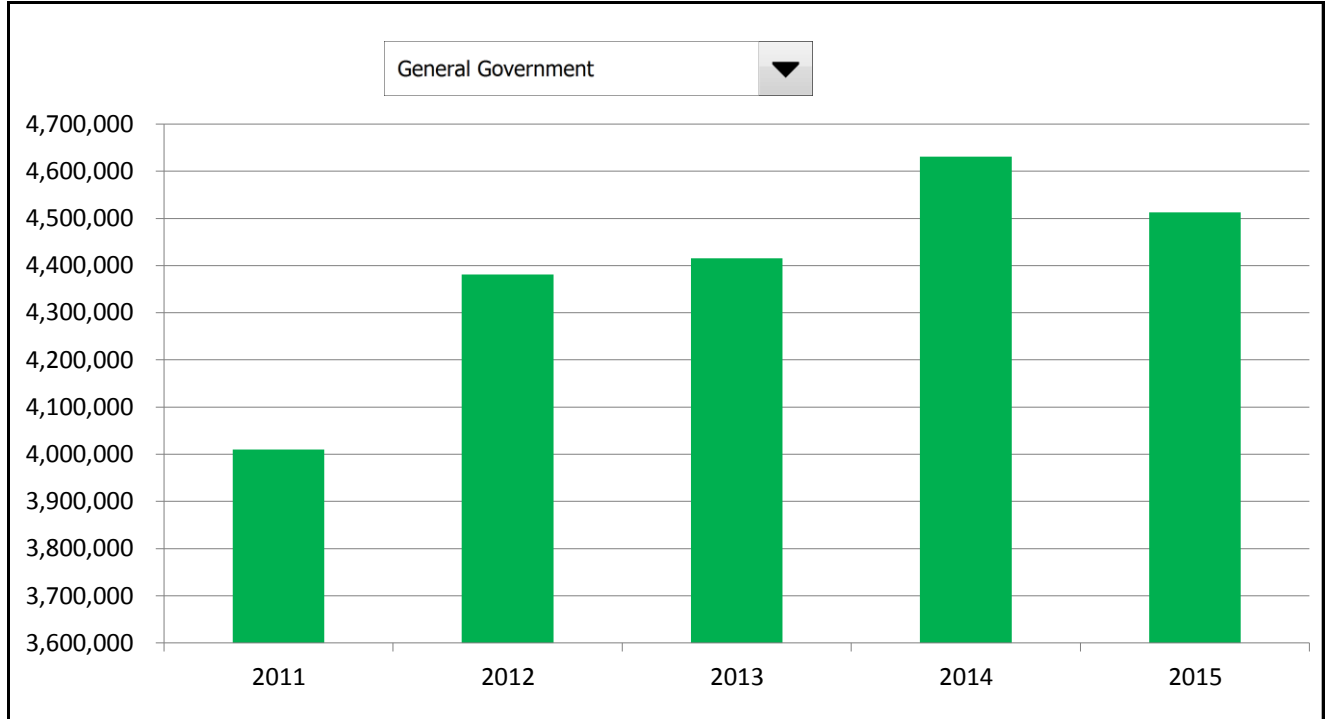
**2. Compared to the prior year**

	2014	2015	Change
General Government	\$ 4,631,314	\$ 4,512,624	-2.56%
Police & Fire	\$ 3,994,196	\$ 4,042,490	1.21%
Other Public Safety	\$ 111,357	\$ 119,099	6.95%
Roads	\$ -	\$ -	N/A
Other Public Works	\$ 23,838	\$ 24,118	1.17%
Health & Welfare	\$ 3,528,414	\$ 3,963,265	12.32%
Community/Econ. Development	\$ -	\$ -	N/A
Recreation & Culture	\$ 69,117	\$ 59,291	-14.22%
Capital Outlay	\$ 457,625	\$ 769,126	68.07%
Debt Service	\$ 1,509,597	\$ 2,370,057	57.00%
Other Expenditures	\$ 3,466,556	\$ 3,004,959	-13.32%
<b>Total Expenditures</b>	<b>\$ 17,792,014</b>	<b>\$ 18,865,029</b>	<b>6.03%</b>

**3. Spending - compared to the prior year**



**4. Historical trends of individual departments:**

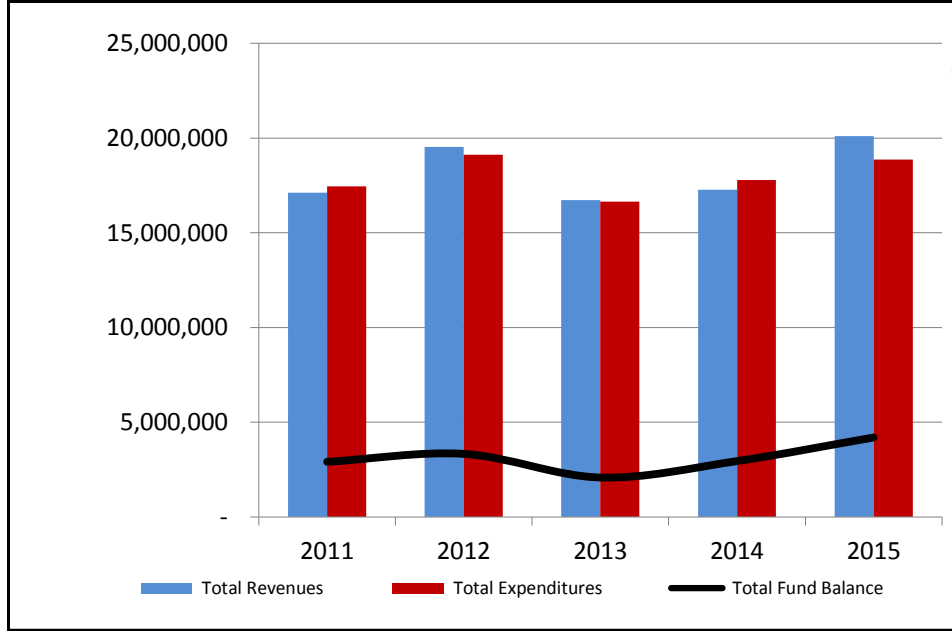


**Commentary:**

For more information on our unit's finances, contact Derek Ringman at (517) 437-7758 X159.

**CITIZENS' GUIDE TO LOCAL UNIT FINANCES - Hillsdale County - Hillsdale**

1. How have we managed our governmental fund resources (fund balance)



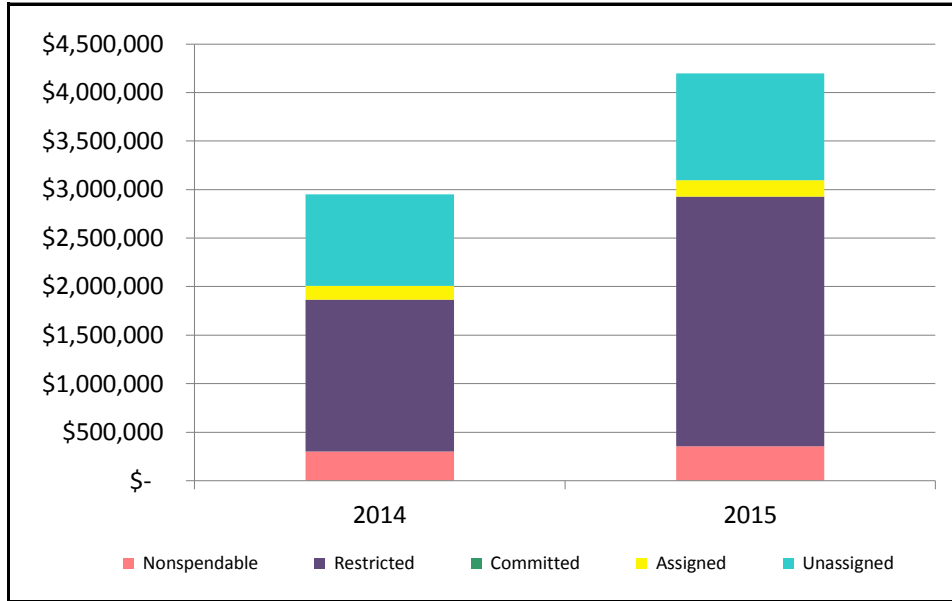
2. Compared to the prior year

	2014	2015	Change
Revenues	\$ 17,272,660	\$ 20,110,793	16.43%
Expenditures	\$ 17,792,014	\$ 18,865,029	6.03%
Surplus (Shortfall)	\$ (519,354)	\$ 1,245,764	-339.87%

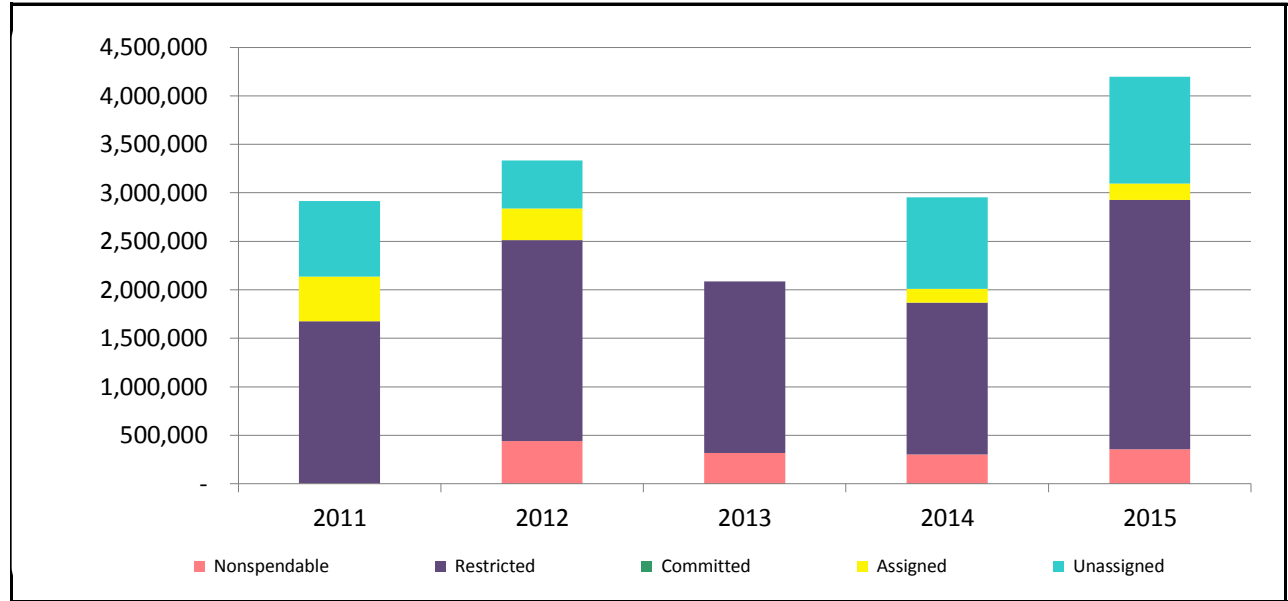
  

Fund balance, by component:	2014	2015	Change
Nonspendable	\$ 302,349	\$ 354,773	17.34%
Restricted	\$ 1,563,908	\$ 2,571,787	64.45%
Committed	\$ -	\$ -	N/A
Assigned	\$ 141,892	\$ 170,382	20.08%
Unassigned	\$ 943,722	\$ 1,100,691	16.63%
<b>Total Fund Balance</b>	<b>\$ 2,951,871</b>	<b>\$ 4,197,633</b>	<b>42.20%</b>

3. Fund balance - compared to the prior year



4. Historical trends of individual components

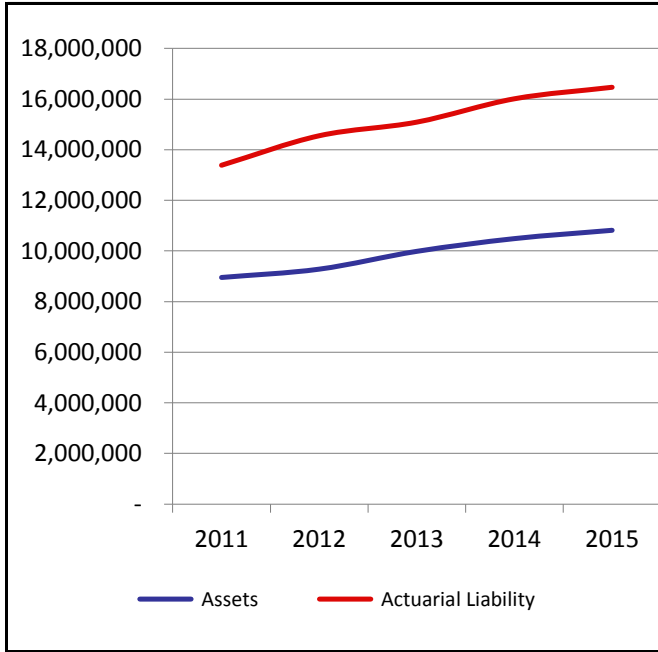


Commentary:

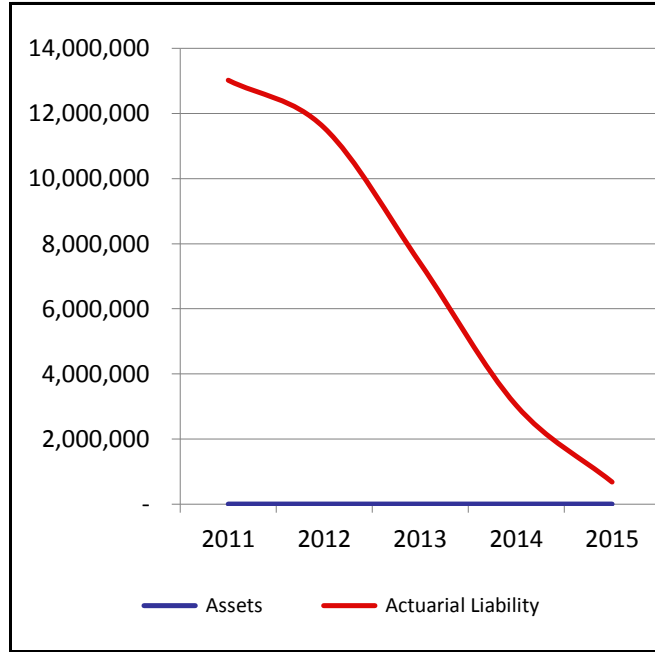
For more information on our unit's finances, contact Derek Ringman at (517) 437-7758 X159.

**CITIZENS' GUIDE TO LOCAL UNIT FINANCES - Hillsdale County - Hillsdale**

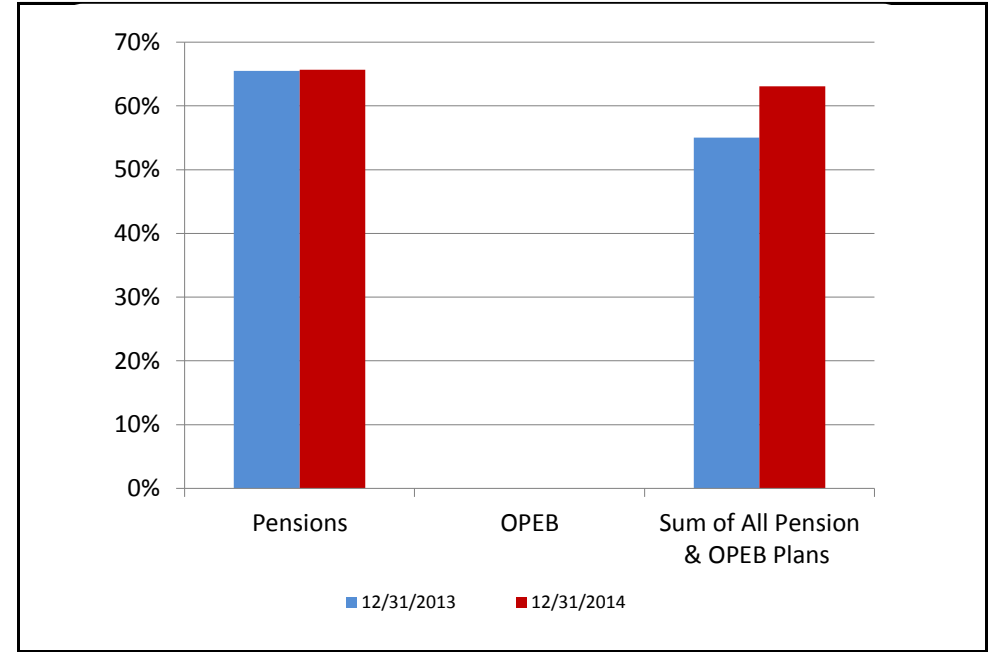
1. Pension funding status



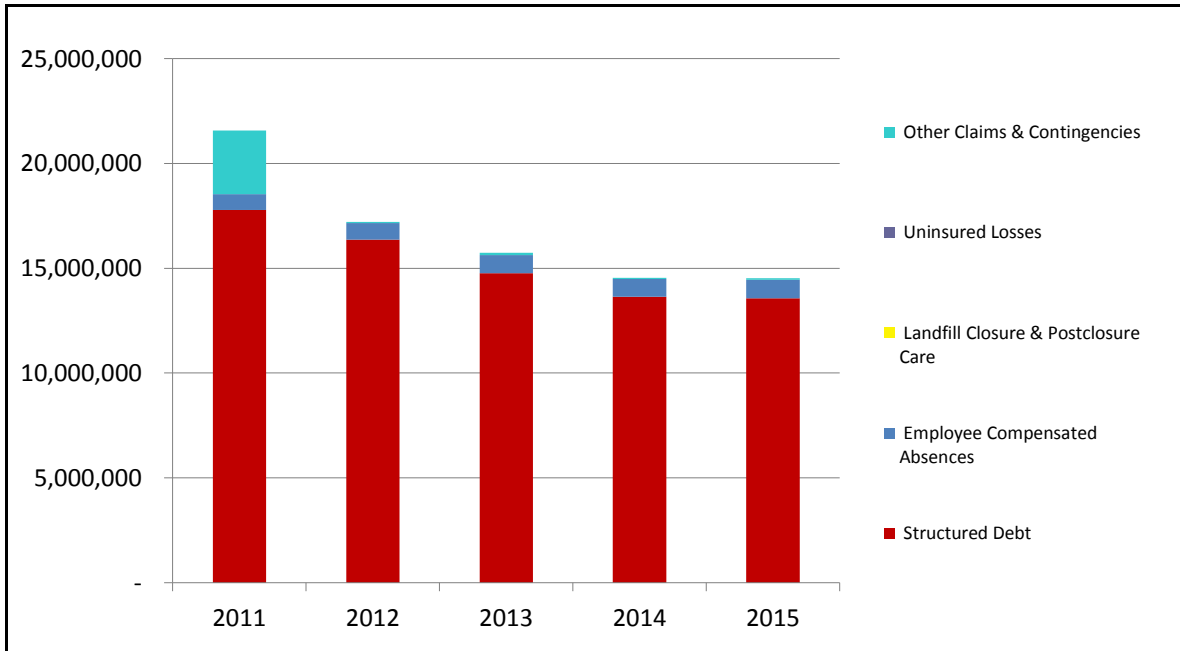
2. Retiree Health care funding status



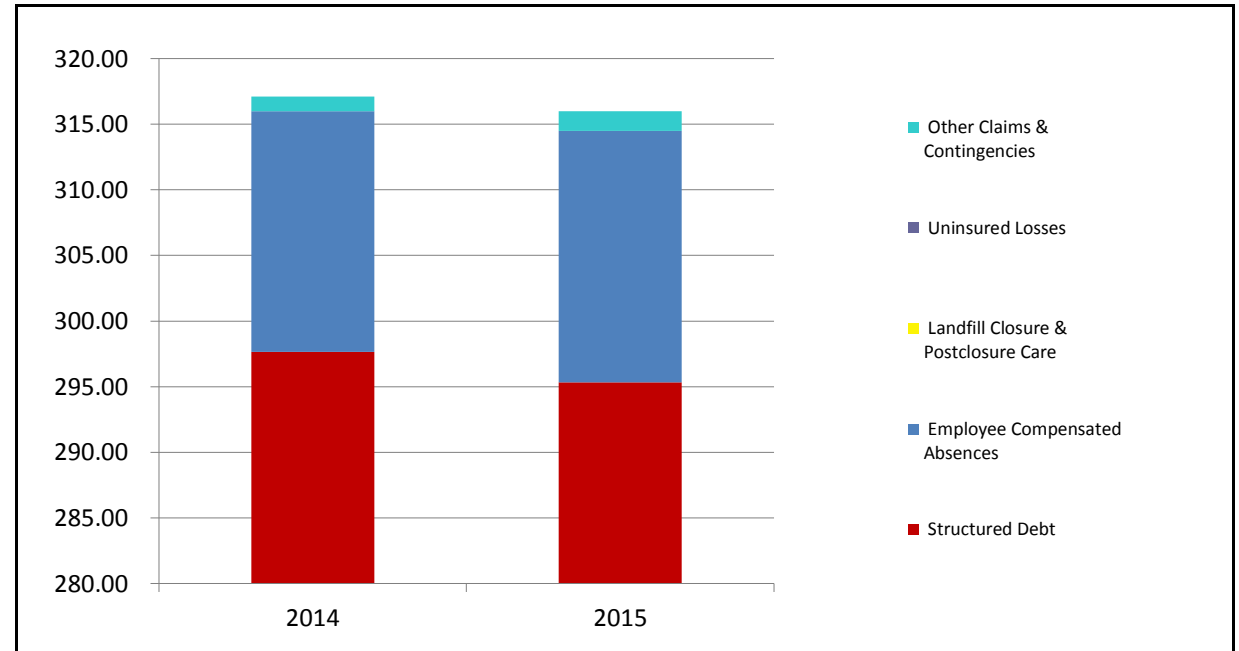
3. Percent funded - compared to the prior year



4. Long Term Debt obligations:



5. Debt & other long term obligations per capita - compared to the prior year



Commentary:

For more information on our unit's finances, contact Derek Ringman at (517) 437-7758 X159.