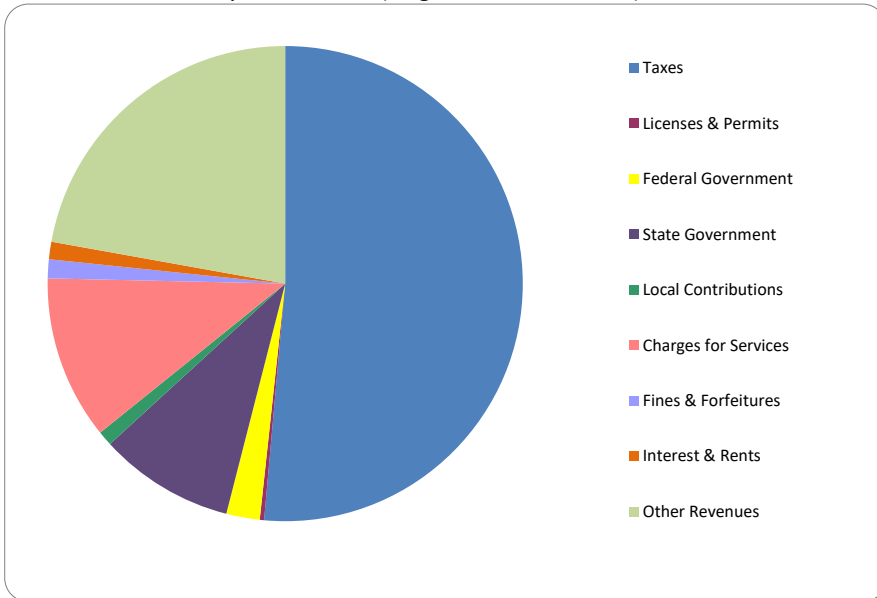


1. Where our money comes from (all governmental funds)

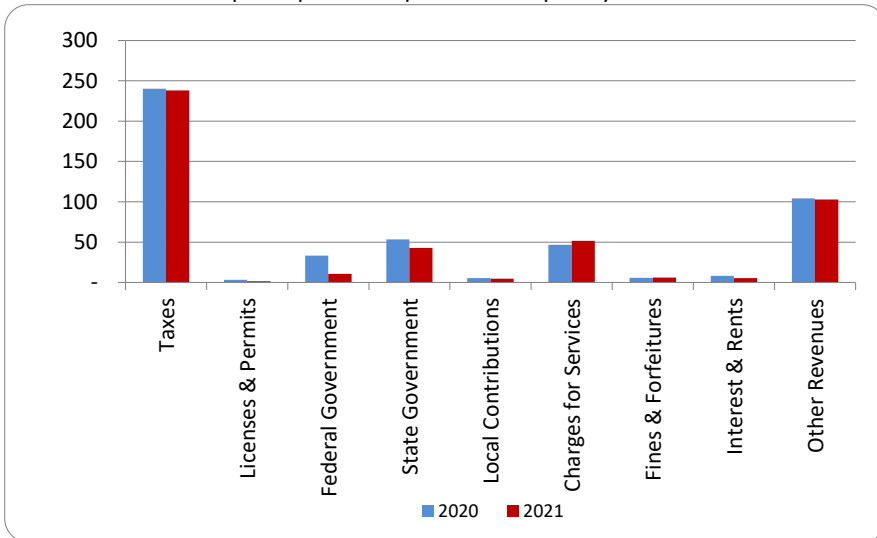


2. Compared to the prior year

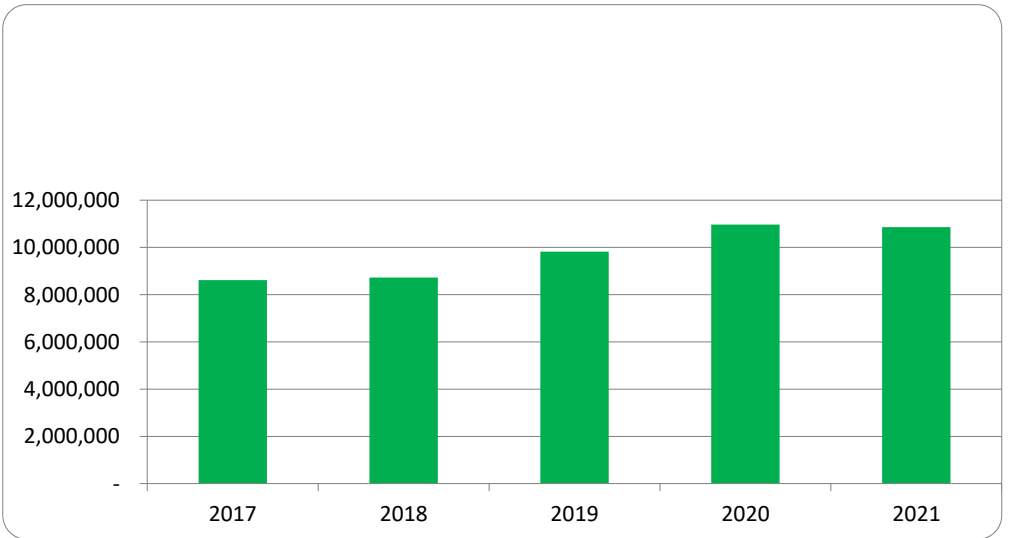
	2020	2021	% change
Taxes	\$ 10,962,593	\$ 10,858,395	-0.95%
Licenses & Permits	147,073	62,475	-57.52%
Federal Government	1,516,778	481,056	-68.28%
State Government	2,442,864	1,945,677	-20.35%
Local Contributions	250,990	212,296	-15.42%
Charges for Services	2,124,665	2,353,491	10.77%
Fines & Forfeitures	253,309	271,503	7.18%
Interest & Rents	377,365	250,658	-33.58%
Other Revenues	4,754,773	4,683,096	-1.51%
Total Revenues	\$ 22,830,410	\$ 21,118,647	-7.50%

Taxes

3. Revenue sources per capita - compared to the prior year



4. Historical trends of individual sources



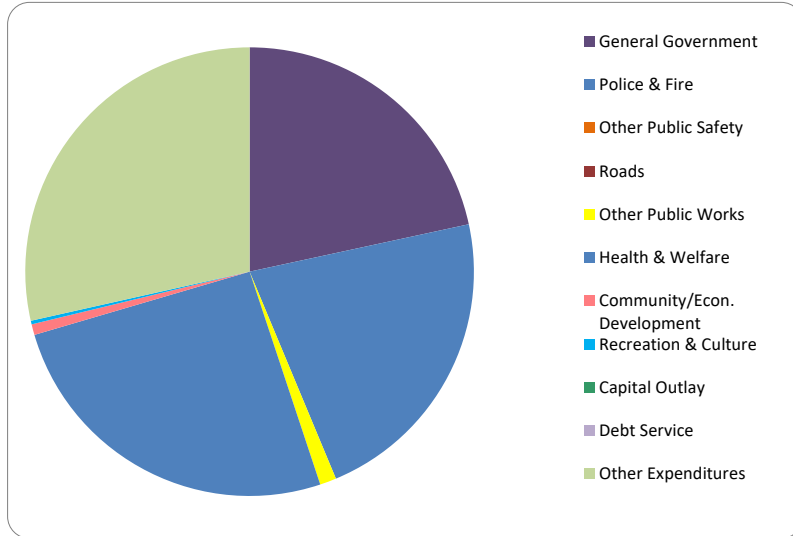
Commentary:

For more information on our unit's finances, contact Derek Ringman at 517-437-2739.

CITIZEN'S GUIDE TO LOCAL UNIT FINANCES - Hillsdale County (30-0000)

EXPENDITURES

1. Where we spend our money (all governmental funds)

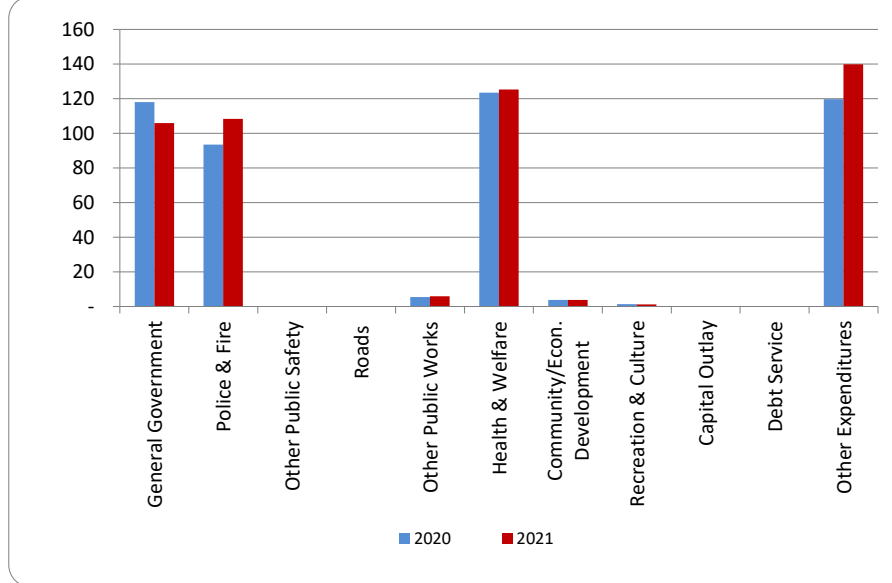


2. Compared to the prior year

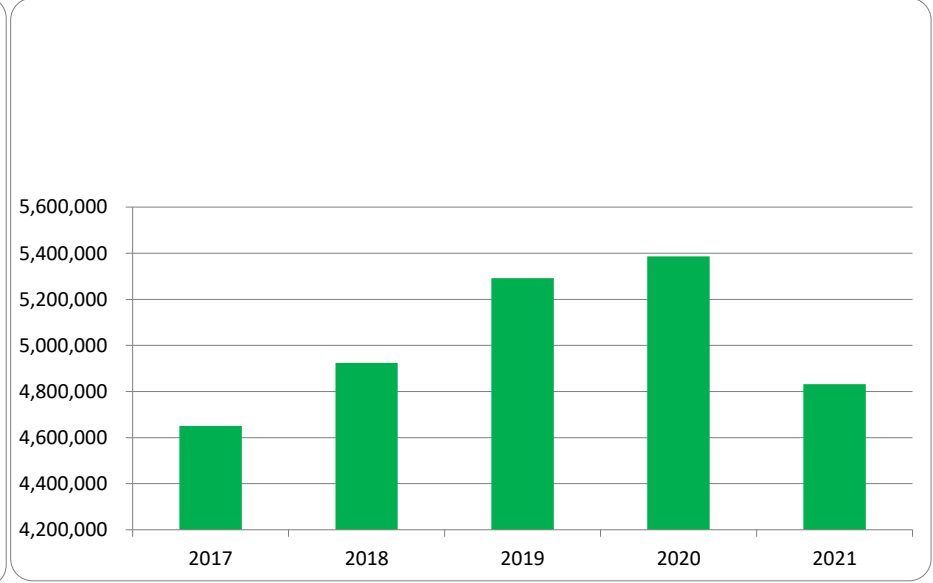
	<u>2020</u>	<u>2021</u>	<u>% change</u>
General Government	\$ 5,386,280	\$ 4,832,226	-10.29%
Police & Fire	4,260,851	4,941,891	15.98%
Other Public Safety	-	-	N/A
Roads	-	-	N/A
Other Public Works	246,380	266,004	7.96%
Health & Welfare	5,633,840	5,712,818	1.40%
Community/Econ. Development	174,007	172,812	-0.69%
Recreation & Culture	60,052	58,219	-3.05%
Capital Outlay	-	-	N/A
Debt Service	-	-	N/A
Other Expenditures	<u>5,459,862</u>	<u>6,376,458</u>	16.79%
Total Expenditures	<u>\$ 21,221,272</u>	<u>\$ 22,360,428</u>	5.37%

General Government ▼

3. Spending per capita - compared to the prior year



4. Historical trends of individual departments:



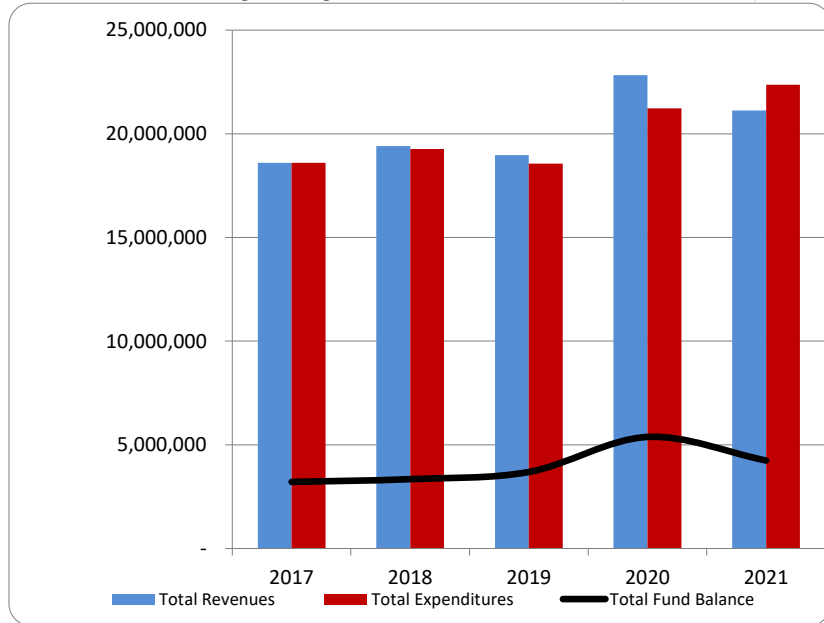
Commentary:

For more information on our unit's finances, contact Derek Ringman at 517-437-2739.

CITIZEN'S GUIDE TO LOCAL UNIT FINANCES - Hillsdale County (30-0000)

FINANCIAL POSITION

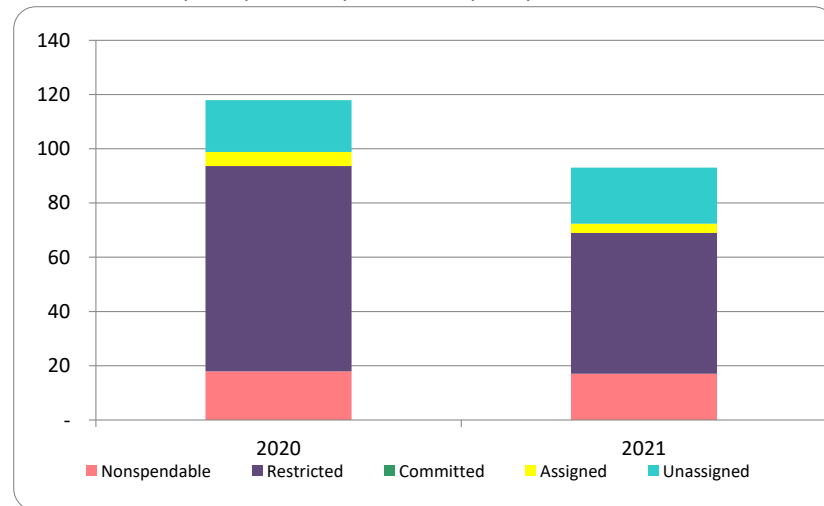
1. How have we managed our governmental fund resources (fund balance)?



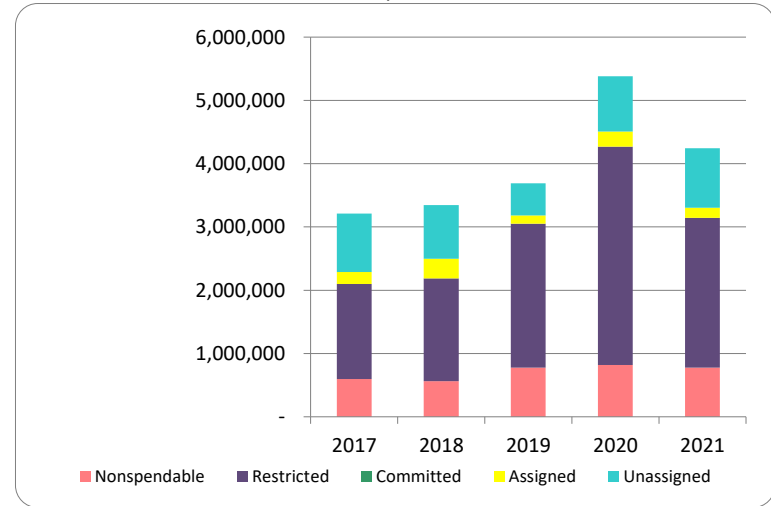
2. Compared to the prior year

	2020	2021	% change
Revenue	22,830,410	21,118,647	-7.50%
Expenditures	21,221,272	22,360,428	5.37%
Surplus (shortfall)	1,609,138	(1,241,781)	-177.17%
Fund balance, by component:			
Nonspendable	817,255	777,901	-4.82%
Restricted	3,453,542	2,366,165	-31.49%
Committed	-	-	N/A
Assigned	237,232	158,969	-32.99%
Unassigned	871,949	941,036	7.92%
total fund balance	5,379,978	4,244,071	-21.11%

3. Fund balance per capita - compared to the prior year



4. Historical trends of individual components



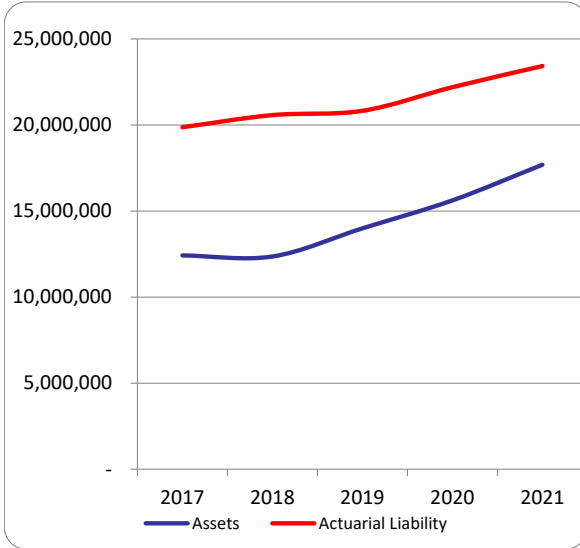
Commentary:

For more information on our unit's finances, contact Derek Ringman at 517-437-2739.

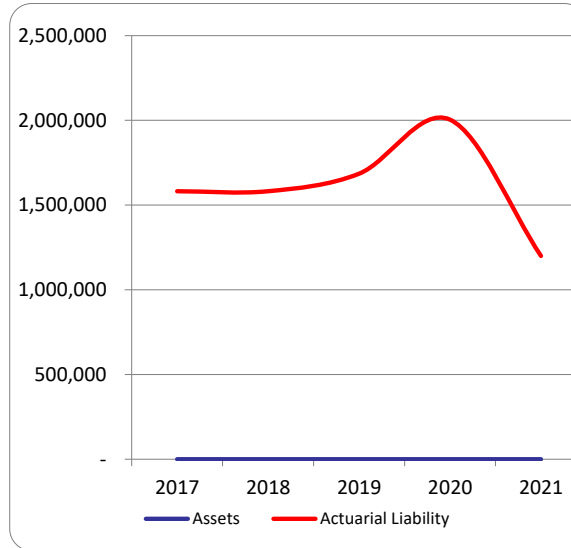
CITIZEN'S GUIDE TO LOCAL UNIT FINANCES - Hillsdale County (30-0000)

OTHER LONG TERM OBLIGATIONS

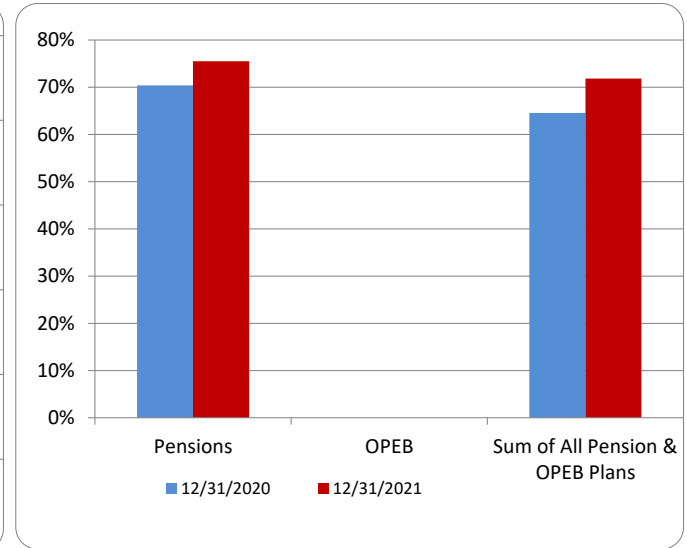
1. Pension funding status



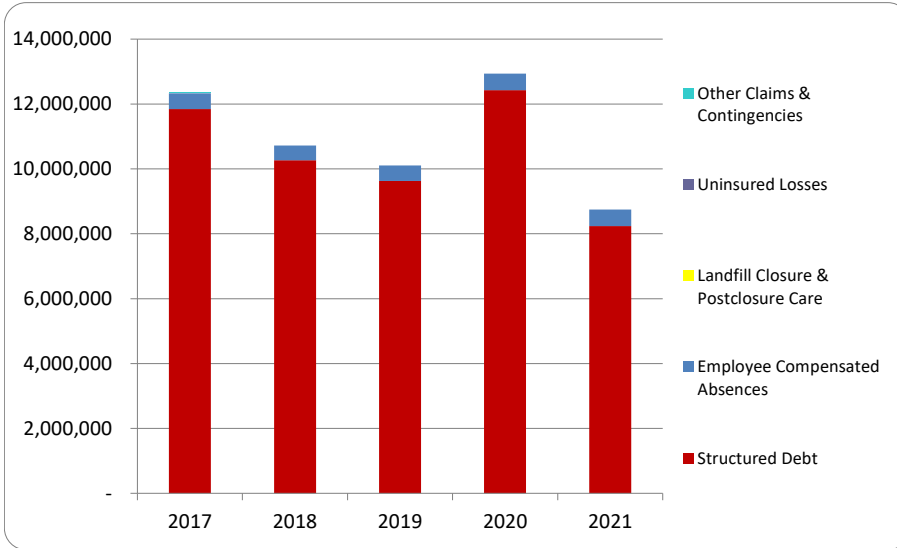
2. Retiree Health care funding status



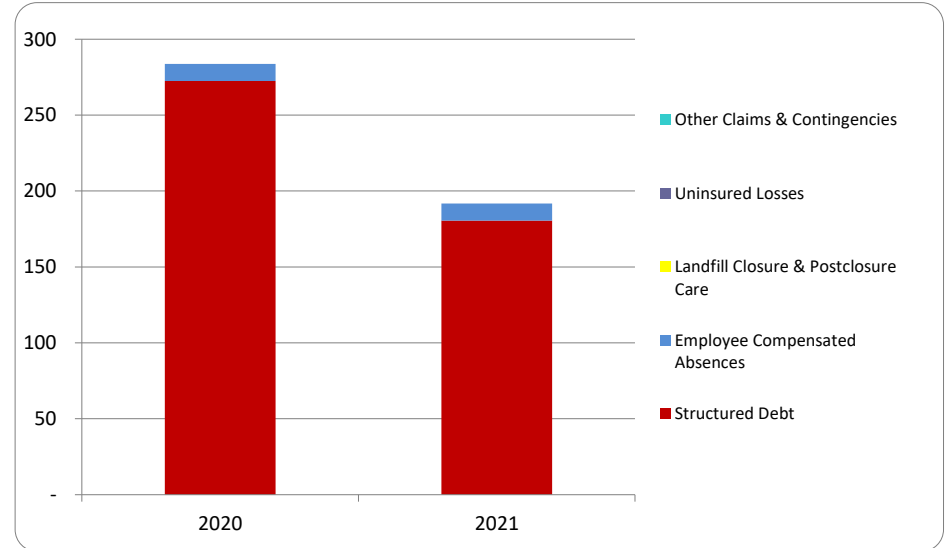
3. Percent funded - compared to the prior year



4. Long Term Debt obligations:



5. Debt & other long term obligations per capita - compared to the prior year



Commentary: